

# SILO'S DOOR NOT SUITABLE FOR MOTOR VEHICLES



## 1. Main view

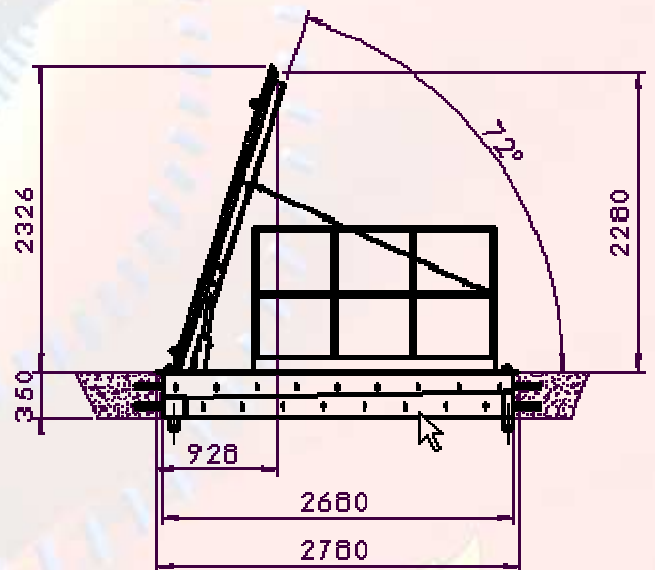
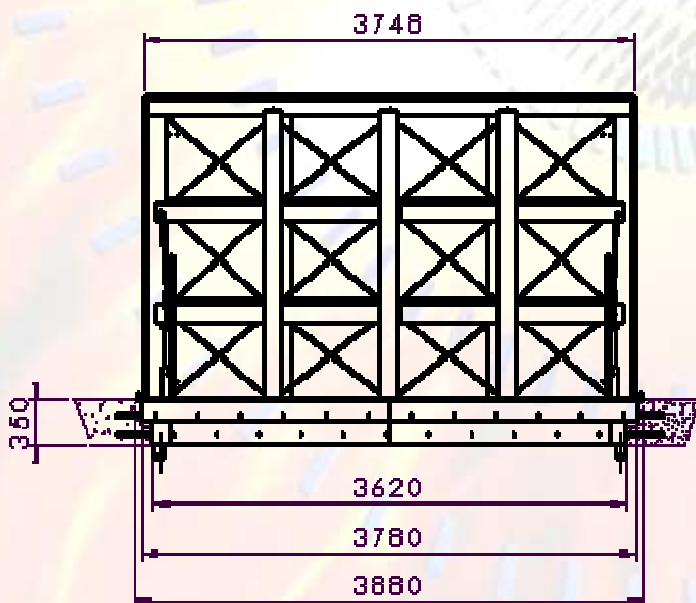


## 2. Function

The silo's door allows the filling of the buried silos; the opening / closing order is assured by two hydraulic jacks.

**Note:** *this type of equipment don't accept the rolling of vehicles.*

## 3. Standard dimensions



**COMPTE.R. Z.I. DE VAUREIL - BP 10 - F 63220 ARLANC**

☎: +33 473 950 191 / 📠: +33 473 951 536 / ✉: [info@compte-r.com](mailto:info@compte-r.com)

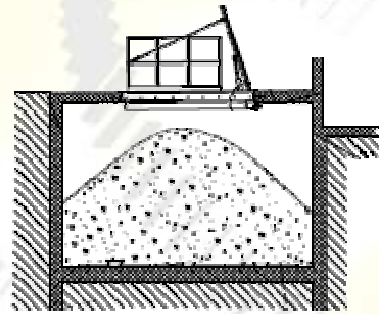
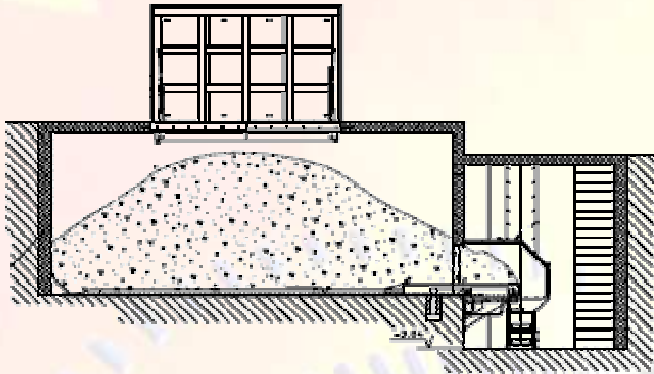
*This document is property of COMPTE.R. The information included can not be used, reproduced or communicated without its prior written agreement*

## SILO'S DOOR NOT SUITABLE FOR MOTOR VEHICLES



### 4. Integration solution

This solution is used when the silo is installed in a pedestrian traffic area



### 5. Advantages / Défauts

- Good architectural integration,
- Report volume / total volume is lower compared to a total opening of the silo,
- To compensate, in part the disadvantage above, there is a need to lower the bottom of the silo compared to a total opening,
- Slab and silo door cost more than a cover sliding or pivoting.
- Need to equalize the fuel manually after unloading.